



ZERO BEAT

Our 76th Year as an ARRL Affiliated Club

Meeting Update!

The Holyoke Hospital meeting room is opened to us once again.
 Need directions?
hcra.org/meeting-location

Welcome New Members

Mark Swartwout - NX1K
 Joseph McClean, W1RQQ
 David Prova, KC1OVR

Inside This Issue

From the Editors Desk	1
Club Meeting Schedule	2
From the Presidents Shack	3-4
2024 Field Day	5
Skywarn Reporting Criteria	6-9
The BC-348 Receiver	11-14
New England QSO Party	15
Nuts and Volts	16
Wanted! 2 Volunteers	17
Show & Tell - April 2024	18-21
I Don't QSL Because...	22-25
HCRA Classifieds	27-29
Special Services Club	30
HamToons - RF Humor	31
Clublog Update	32
ARRL Club Commission	33
Dots & Dashes	34
HCRA Stuff	35
Local Nets & Happening	36

From the editor's desk:

May 2024

It's been said that April showers bring May flowers, but what about April earthquakes and eclipses? Do they bring better band conditions? I know it makes me wonder... and that's what makes it so interesting!

*One quick look outdoors, and you'll see that pollen season is in full bloom! What else comes with spring? POTA/SOTA activations, and our guest speaker at the May meeting brings in **Mindy, KM1NDY**, to discuss her portable ops!*

*At the next club meeting or activity, please welcome our newest members, **Mark, NX1K**; **Joe, W1RQQ**; and **Dave, KC1OVR**, the next time you see them. If you know anyone interested in joining the HCRA, please give them [this link](#).*

There's all kinds of info in this issue. We're coming down to the final "From the President's Shack" in the June issue. Great info on [page 6](#) about reporting Skywarn Criteria! It's perfect timing as we're just coming into severe weather season!

It's time to start thinking about Field Day 2024, for which we need volunteers to help our fellow member, Josué, KP4JLD, who is chairing this year's FD. Speaking of volunteers, we still need members to volunteer for two open BOD seats.

You'll find several articles written by members this month, so it's not that hard! Just write about something you enjoy and include a few pics. Don't worry about grammar, as I will edit that for you. Send it to kd1ku@arrl.net.

*I am hoping to find someone who would like to have their shack featured in the "Show Your Shack" segment. Would **YOU** like to see your shack in Zero Beat?*

73, Ken - KD1KU

May 3rd Meeting

The May 3rd meeting will feature guest speaker Mindy, KM1NDY, who is coming in from Boston to share her POTA and SOTA operating experiences with us, which she thoroughly enjoys doing. Don't miss it!

Doors open at 7 pm for some rag chew, coffee, and donuts, with the meeting beginning at 7:30 pm. See below for directions to the hospital.

Regular club meetings are held at the Holyoke Medical Auxiliary Conference Center at 575 Beech Street, Holyoke, MA, 01040.
Need directions? Click <http://www.hcra.org/meeting-location/>

Upcoming Club Meetings and Guest Speakers



The January guest speaker is Marvin Turner, WOMET, who will be talking all about Winter Field Day. Marvin is the WFD president and also a brand new resident of the WMA section of Massachusetts.



Our February meeting's guest speaker is HCRA's very own Gary Thomas, AA1UE. Gary will be speaking about APRS, digital, and modern-day packet. This is sure to be an extremely interesting presentation with so much to offer; don't miss it!



The March guest speaker, Max Kendall, WOMXX will be discussing his recent weather balloon projects. He will be giving us guidance and inspiration so the HCRA can launch our own soon. This great presentation should not be missed!



The annual HCRA Show and Tell is back once again! Enter the projects, kits, or anything you've built and win prizes! Last year's Show and Tell was a massive success! Get those projects, kits or anything you've built completed today.



In keeping with the portable operations from last May, our guest speaker for May is Mindy, KMINDY, in person! Mindy will be discussing everything all about her adventures in the POTA and SOTA worlds. Don't miss this one.



Field Day preparations and more. Volunteers are needed to help the Field Day lead team for 2024. June has elections as well, please consider running for a Board of Directors position. HCRA is a far better club with YOU involved!



This meeting will be all about AREDN™, the Amateur Radio Emergency Data Network which is a high speed data network built with Amateur Radio Operators and Emergency Communications Infrastructure in mind. Guest speaker TBA soon.



The October meeting will feature HCRA member Jeff Bail, NT1K, as this month's guest speaker. Jeff will be talking about everything you always wanted to know about 3D printing and Ham Radio. This meeting is not to be missed.



HCRA's annual auction is back in person at the November meeting! Ham Radio Gear and Related Accessories Only! Absolutely NO computers, monitors, or PC parts! The 2023 auction was a huge hit; don't miss it this year!



The annual HCRA Holiday Party at The Steaming Tender Restaurant on December 9th. Join us for a night of good food, good friends, and fun to be had by all who attend. Watch for more details on when you can sign up!



May 2024

It is not too early to start planning for Field Day. This year, the dates are June 21st–23rd, Friday–Sunday. The organizer is Josué, KP4JLD, with help from Alan, AB1XW.

They need your help!

Not only are volunteers needed to operate the radios, but also help is needed with food, towing the trailer, setting up on Friday afternoon, and tearing down on Sunday afternoon. Operators are needed too. Are you available? Contact Josue', KP4JLD, to sign up at tipoacrata@gmail.com.

Field Day is one of the most fun events of the year. Come for a few hours or the whole weekend. Volunteer, and have a great time!

Speaking of volunteers, your club needs you. The HCRA board is in need of a few new members. The following positions are open:

- Treasurer
- Vice President

You can find a description of responsibility on the HCRA.org website.

Basically, you need to attend the monthly meetings, participate in activities, attend the monthly board of directors meetings via Zoom, and spend one to two hours per month doing the job. It's not a high demand position which makes it easy to complete and contribute. Will you volunteer?

With the bands being so active these days, it's really hard not to have fun on HF. My base station is on most days, even when I am working. I watch the spots looking for new DX or just tune around the bands answering CQ's or just listen while I work.

I recently upgraded my mobile HF rig to a Yaesu FT-891. It's only been in for a few days, and my first contact on it was Slovenia on 20m SSB. Yesterday, while driving around between clients, I worked stations in Michigan and Alabama. These are QSO's where we talked, not just sending a 599 and see ya! It's great fun to work HF while mobile.

Of course, there is portable too, which is also an extreme amount of fun. Taking a rig, antenna, battery, and other stuff and sitting at a picnic table, climbing a mountain, finding a state park, or sitting on the beach can all be extremely satisfying. You don't need fancy and expensive gear to go portable. There are a number of QRP portable rigs under \$150 that perform extremely well.

May has turned into POTA/SOTA/portable operations month for the HCRA. Last year, we had a show and tell of sorts of portable gear. This year, we have a very special guest speaker coming in from Boston. Mindy, KM1NDY, will be joining us; she will be speaking about her adventures with SOTA and POTA.



Continued on page 4

Mindy is a fairly new ham and lives in Boston, where setting up a ham station is a major challenge. She has become a very active portable OP and has lots of stories about her adventures. She has a blog where you can follow her activities: <https://km1ndy.com>.

The May meeting is on **Friday, May 3rd**. Doors open at **7:00 pm**, and the **meeting begins at 7:30 pm**. Coffee and donuts are provided by Smitty, KC1IKA. Make sure to tell him thanks for volunteering.

It's not too early to start thinking about attending the Northeast HamXposition. This used to be called Boxboro. The convention had to leave Boxboro as the rental prices were becoming much too expensive for the condition of the hotel, which needed many repairs. So a few years ago, a new location was found in Marlborough, MA.

Post-COVID, there have been many challenges to making the HamXpo as good as Boxborough once was. This year, there are committees working to make everything much better than past years, with more vendors, great forums, a better flea market, fantastic banquet speakers, and great door prizes.

This year's theme at the HamXposition is POTA. There are many talks already scheduled, and most of the door prizes are POTA-themed. POTA is the buzz word.

One of the challenges to making the HamXpo better and bringing in bigger vendors is increasing attendance. This is where you come in. We need you to attend. More attendance will mean the larger vendors will want to attend. Your attendance this year will help **Yaesu, Icom, Kenwood, Flex, and Elecraft** in deciding to attend next year's HamExpo. (Elecraft is coming this year).

There is also an influx of new vendors attending this year. A number of them are POTA/SOTA/portable-related. You need to attend and check them out. You will be pleased to find out about some cool new stuff and maybe find new things to buy.

Learn more at <https://hamxposition.org/>

I will be attending from Thursday night through Sunday afternoon. I found spending one day was OK, but spending the full weekend was so much more fun these past two years that I will be there for the whole convention this year. It is great fun, and I urge you to attend!

I hope to hear you on the New England QSO Party (NEQP) the first weekend in May. This is when the rest of the world wants to talk to New England. You are in demand. Get on the air! More information is available in this issue of Zero Beat on page 9. Check it out today, and plan accordingly!

73,

Larry, W1AST
HCRA President
hamop.W1AST@gmail.com

WANTED, VOLUNTEERS

Can YOU Help make this Field Day a Success?

WANTED

Field Day begins on Saturday, June 22nd, at 1800 UTC (2pm local) and ends on Sunday, June 23rd, at 2059 UTC (2pm local). Setup begins on Friday, 21st, at 1pm local. With tower/antenna set-up and to get everything ready, plus someone to take care of ordering all food and drink, cooking everything, as well as handling publicity! The 2024 Field Day Chairman is Josué, KP4JLD, with help from Alan, AB1XW.

Josué has many great ideas that'll make this year's Field Day stand out from the rest! The ONLY way this can happen is if he gets enough club members to volunteer to help with setup, teardown, and everything in between!

- Setup begins Friday, June 21st, at 1 pm
- Someone to tow the club trailer to the FD site
- Erect portable towers and/or antennas
- Camp in the park on both nights
- Someone to purchase & cook food
- Someone to handle publicity & press
- Field Day runs 24hrs beginning at 1800 UTC Saturday through 2059 UTC Sunday
- Food & drinks to be purchased before
- Setup operating tents, HCRA banner & canopy
- Burger picnic with side dishes for pot luck
- When operating ends on Sunday tear down starts
- Breakfast consists of bagels or donuts
- Much more to come but volunteers are needed!
- Someone who will loan their rigs, PC's and generators

The FD site is located at School Street Park, 511 School Street, Agawam, MA, 01001

Find out what you can do to make this Field Day a success

For more information or to volunteer contact Josué, KP4JLD at tipoacrata@gmail.com

Our 76th Year as a ARRL Affiliated Club

Clublog Video How-to

Some members might not know what Clublog is or what it can do for you. If you missed it, this is your chance to watch it again.

Watch this video, and you'll know what it's all about.

<https://www.youtube.com/watch?v=qi2IKcQRNbE&t=299s>



WESTERN MA SKYWARN

Learn More about Skywarn Activations by Smitty, KC1IKA

One of the first things we are taught when we join a group, such as ARES, RACES, or CERT, is to never self-activate.



The only exception to this is Skywarn. We had a weather event on April 1, 2023, that caused us to do just that. There was a line of severe thunderstorms heading this way from Pennsylvania and New York. Albany, NY's National Weather Service (NWS) issued a warning for the Berkshires, but there was nothing from the Boston NWS except an advisory. The senior members of Skywarn were in discussions all day looking at worst-case scenarios for our area, and they ranged from just a thunderstorm to possible large hail and tornadoes.

The biggest factor was when the cold front would come through our area, before or after the sun started to go down, and the heating that would fuel the worst weather would fade. When the storms came through, we had widespread and almost continuous lightning with hail up to about a half inch. This was not enough for a severe weather warning, but enough for Skywarn in this area to activate and start collecting data from the field. The field being ham radio operators all around this area. We did get enough information to determine the storms were relatively intense, and we did have hail, but it didn't progress to severe criteria. In the past, the NWS has been caught with surprise intensification of storms, and the only additional data they had was from our Skywarn Spotters. The NWS has issued severe warnings due to information only we can provide by observing and reporting local conditions.

The trick is knowing when to self-activate and when to just monitor the repeaters. When there is the possibility of severe weather in this area, I am in constant contact with the leaders of Skywarn, Rob Macedo, KD1CY, being at the top of the list. Being a Skywarn Net Coordinator, I follow an invitation-only Skywarn chat group that discusses the possibilities and probabilities of what is in store for us. They interface with the NWS and other agencies that Skywarn serves to get additional information and early discussions of impending watches or warnings. Sometimes they determine we should self-activate to provide that extra level of information to the NWS. If it is a longer event or at a time when I'm at work, I contact Ez, W1AEZ, Bob, K1YO, and Rich, KC1AEO, for availability and set up a schedule for the four of us.

As a Skywarn member, you can stay aware of the weather through normal weather channels as well as the emails and social media posts Rob Macedo puts out. If it looks like there may be a self-activation, you should stay aware of the weather conditions as they are happening. If it looks like the weather conditions are deteriorating to possible Skywarn criteria, you should monitor the Mt. Tom repeater, 146.940 (or whichever repeater you normally check into for Skywarn nets). On April 1st, we didn't have formal nets on 146.940; we just called out about every 10 to 15 minutes for anyone with reports.

We did receive a few, but we can always use more. If you don't hear a net on the repeater, feel free to call out "Is there a Skywarn Net Control on frequency?" If we are typing up a report or just monitoring the repeater, we will try to answer your call and take your report.

Continued on page 7

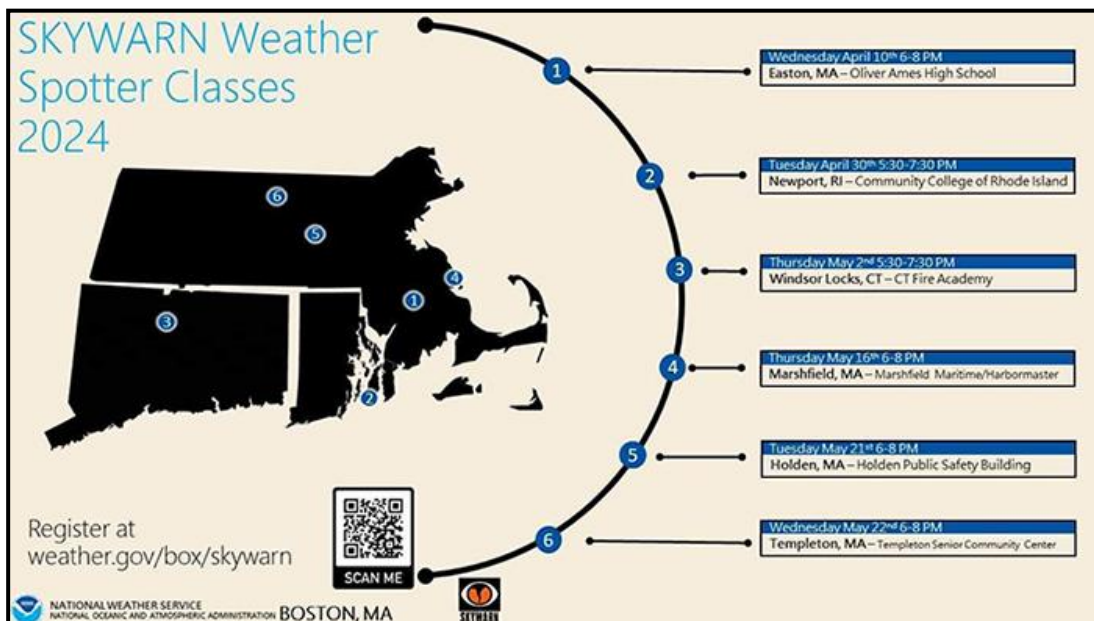
WESTERN MA SKYWARN CONT'D

Learn More about Skywarn Activations by Smitty, KC IKA

The one thing that is most important is to stay safe. If there is lightning close by and you have an outside antenna, shut down your station and disconnect your antenna feed. I am fortunate to have antennas in my attic due to rental restrictions and can stay on the air through just about anything. Also, you and your family come first, no matter which group you are a member of. There were a high number of tornados in 2023. We occasionally have them here. If there is severe weather with high wind damage or tornadic activity, your number one job is to make sure you and your family are safe. After that, the safe collection and forwarding of information are a big help. If the repeaters are down, you can always use the email information on the back of your Skywarn member card to post information.

Skywarn Training

The choices for training are slim this year due to budgets and personnel availability. These are the classes and locations that are available so far. Al Giguere Jr., KB1VNH, is attempting to get a class set up locally in Westfield.



The poster features a map of Western Massachusetts with six numbered locations (1-6) corresponding to training classes. A QR code is provided for registration.

Class Number	Date & Time	Location
1	Wednesday April 10th 6-8 PM	Easton, MA – Oliver Ames High School
2	Tuesday April 30th 5:30-7:30 PM	Newport, RI – Community College of Rhode Island
3	Thursday May 2nd 5:30-7:30 PM	Windsor Locks, CT – CT Fire Academy
4	Thursday May 16th 6-8 PM	Marshfield, MA – Marshfield Maritime/Harbormaster
5	Tuesday May 21st 6-8 PM	Holden, MA – Holden Public Safety Building
6	Wednesday May 22nd 6-8 PM	Templeton, MA – Templeton Senior Community Center

Register at weather.gov/box/skywarn

NATIONAL WEATHER SERVICE
NATIONAL OCEANIC AND ATMOSPHERIC ADMINISTRATION BOSTON, MA

Skywarn: What, When, and How to Report

After you take and pass your Skywarn class, how do you report severe weather?

The first thing you need to remember from the class are the two words: reportable criteria. Most of the time on Skywarn Nets, we are looking for reportable criteria. If you don't remember what is considered reportable criteria, you can check the back of your Skywarn I.D. card, as shown here.

Sometimes we are just looking for specific information on the nets. Listen to what the net control station is requesting and respond accordingly.

If you need to make a report and there is no one running a net, you can call the number listed on your card to report in with your call sign, name, spotter ID, and your report. Be sure it is something listed on the back of the card. (see image on the next page)

Sometimes we get reports that it is raining hard and there is a lot of thunder and lightning. This is NOT reportable criteria and can tie up a repeater or phone number, preventing someone else from reporting the appropriate criteria.

Continued on page 8

WESTERN MA SKYWARN CONT'D

Learn More about Skywarn Activations by Smitty, KCIKA

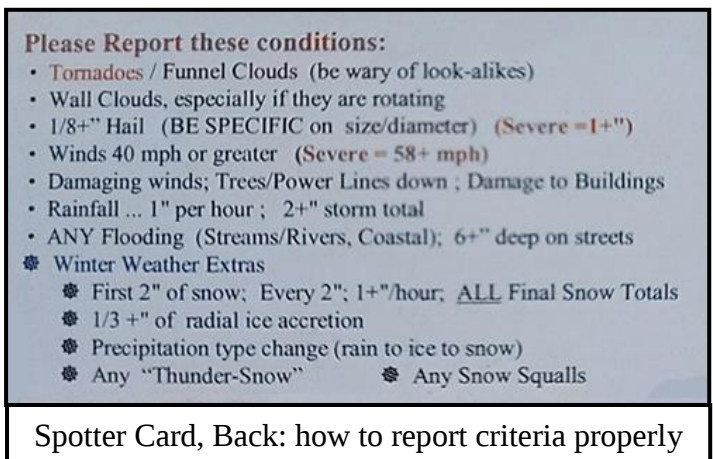
Typically, if there is pending severe weather in the forecast, I am monitoring a special Skywarn chat group well before the weather arrives. The members of the group have decades of experience dealing with severe weather and access to resources that they start checking days in advance. I monitor the conversations in the group and sometimes will contact my Skywarn net control stations to see who may be available for nets. By doing this before the group is ready to request coverage on the repeaters, I can respond immediately to their request. There have been quite a few storms lately that could develop or fade out, and sometimes we don't know until just before they get here. The group I listen to has direct contact with the Boston NWS and considers the advisories, watches, and warnings from the NWS before requesting Skywarn to activate and get on the air. Well, most of the time. As we all know, weather forecasting is not an exact science, so sometimes we activate before a watch or warning is issued. If we get enough reports from the field, we can provide the final information the NWS needs to put out a watch or warning.

As mentioned at the beginning of this article, Skywarn is one of the few emergency groups that's okay to self-activate. There have been many times I have been at home, enjoying dinner with my wife, while monitoring the chat group, and I just know they are going to text me: Smitty, can you get on the 94 and call out for reports? At that point, I can be on the air in about a minute and start requesting criteria reports on 146.940. If you are always ready, you don't need to get ready.

You don't have to be an official Skywarn Spotter to call into the nets, but you should be aware of what we are looking for when we request Reportable Criteria. As soon as the net is over, the other net controls and I type up a report and send it to the chat group so they can relay a summary to the Boston NWS office. The biggest thing is to listen to what the net control station is asking for and what order we are filling out a log sheet, and try not to give a lot of extra information. If there is a severe thunderstorm and we are asking for hail reports, we don't need to know the temperature, dewpoint, barometric pressure, and humidity. That information just ties up the net and delays us getting the report typed and sent in. If we ask for hail reports and you have wind 40 mph or greater with trees down, a suspected wall cloud, or a tornado, that would be good to include in your report as it's reportable criteria.



Spotter Card, Front: Phone & spotters numbers



Spotter Card, Back: how to report criteria properly

Continued on page 9

WESTERN MA SKYWARN CONT'D

Learn More about Skywarn Activations by Smitty, KC1IKA

If you would like more information, go to the website: <https://wx1box.org/> and see when there are classes as well as links to other information such as more detail on reportable criteria, forecasts, and the official Boston Skywarn page: <https://www.weather.gov/box/skywarn>

Thanks to all who signed up for Skywarn and to everyone who calls in reports to our nets.

According to multiple sources, this year could be a "super-charged hurricane season."

<https://www.youtube.com/watch?v=1M4hZ6FI2Ls> and "the hurricane season forecast is already looking grim."

<https://www.usatoday.com/story/news/nation/2024/03/04/hurricane-season-2024-forecast-looks-grim-as-la-nia-chances-grow/72751158007/>



Lastly, thank you to all the amateur radio operators who have signed up for EmComm memberships. It doesn't matter if you are CERT, MRC, Skywarn, ARES, RACES, NTS, or whatever. Thank you.

73,

Smitty, KC1IKA

WMA ARES NCS, Skywarn net coordinator for the 146.940 (443.200) repeater



JOIN US FOR THE ANNUAL NORTHEAST **HamXposition**

and ARRL New England Division Convention



AUGUST 23 TO 25, 2024
THE LARGEST HAM CONVENTION
IN THE EASTERN CORRIDOR



NEW & IMPROVED
VENDOR HALL

ENHANCED FLEA MARKET

LARGE SELECTION OF FORUMS

WWW.HAMXPOSITION.ORG



CLICK IMAGE to ENTER

THE VENERABLE BC-348 RECEIVER

By Dave KN4LEL

This story starts out way back in January of 1971, when I was a 17-year-old Novice ticket holder and a member of a new local amateur radio club in Cleveland, Ohio. At the monthly club meeting, there were discussions taking place about the club's planned June Field Day event. The conclusion reached in these discussions was that the club's treasury was in a poor state. It was decided that a fund-raising event was needed. Club-sponsored Friday night radio auctions were very popular at the time, so the consensus was that such an event should be held. The club's "take" for holding the auction was to be 10% on any item sold. This was an excellent way to raise funds without a lot of effort. Soon, handbills advertising the auction were placed in the local radio shops, and the result was that many sellers and buyers became interested in the event!



One of the members of this club was an "Old Timer," who was a pre-WW II Ham Radio operator. He decided that, due to his advanced age, it was probably a good time to divest himself of some of the gear and parts he had accumulated over the years. He donated these items to the club for sale at the auction. This was a huge gift to the club, which would really help the club's finances. Since I had the use of my father's pickup truck, I volunteered to transport all of the donated gear and supplies to a storage area the club had prior to the auction. My neighborhood friend, Don WB8APJ, who was also my age, volunteered to assist me in collecting the donation. When we got to the old timer's house, we were amazed at the vast number of things being donated. It must have taken decades to accumulate all the items that were being gifted to the club.

In the pile, Don spotted a piece of gear he always wanted. He made such a big deal about seeing this item that the old timer just gave it to him outright. As we continued to load the gear and parts, I noticed a really nice BC-348 receiver and asked if it still worked. The old fellow said it worked quite well.

I had always wanted one of these receivers, as it really was a standby standard in many of the Ham shacks in those days. The typical cost was kind of high for a 17-year-old in 1971, as BC-348's were selling for more than \$75.00 (that is about \$575 today). I thought, "Do I dare try the same approach that Don did to get what was just given to him?" It worked for Don, so it just might work for me. Well, I made a big fuss over the BC-348, and sure enough, the old gentleman gave it to me. Now, I recall those days when I was young and how freely the older Hams gave the younger ones what they could to help them advance in the hobby. It was truly a wonderful thing. They felt they had to pass the torch on to the next generation of Hams.

When I got the receiver home, I soon realized what a great "standby" receiver the BC-348 was. I really enjoyed exploring the capability of this receiver as it covered the frequency range of 1.5 to 18 MHz, which enabled me to listen to signals on the 20-, 40-, 80-, and 160-meter Ham bands. This receiver was very selective and had some very nice features for a WWII-manufactured radio.

Continued on page 12

THE VENERABLE BC-348 RECEIVER CONT'D

By Dave KN4LEL and Bill, W1FMX

The biggest feature that was ahead of its time was its Automatic Volume Control (AVC), which was first developed in the 1930s. By using a switch on the front panel, you could go from manual volume control (MVC) to AVC. Also, there are variable dial lights with a control to make the dial lights brighter or weaker. The CW pitch control located on the front panel is another great feature: by turning a knob, you could change the pitch on a CW signal, which also worked great when tuning in SSB signals. The rotary mechanical band switching is a marvel, with tons of band space dividing the frequency range the receiver covers into 6 or 7 band segments, depending on the model of the receiver. The design of the dial is made for easy, fine tuning.

I used this set for a couple of years and was approached by a local 15-year-old kid in my neighborhood who showed an interest in Ham radio and wanted to get a Novice ticket. I decided to loan him my BC-348 to pique his interest. My idea worked well, and he called me many times to ask questions about the hobby and to tell me how much he enjoyed using that BC-348. In the process of moving from my folks place, I left him with the BC-348 with the promise that when I wanted it back, he would return it. In the next couple of years, I kind of forgot about the BC-348 and then eventually learned that this fellow's folks had moved and, with them, went my BC-348. I was upset at the time at losing this receiver, but then I thought, "Life goes on."

There is more to this story and my love affair with the BC-348 receiver, but I would like to share some other details I found out about this receiver when I did some research for this article. The BC-348 was an 8-tube single-conversion superheterodyne receiver weighing 35 pounds that was designed to take a lot of punishment during wartime use. The manufacture of this receiver took place between 1938 and 1945 and was used on the ground, in bombers and transport aircraft, including the C-47, B-17, B-24, B-25, and B-29 bombers.

The BC-348 installed in the B-29 bomber was paired with the Collins ART-13 transmitter. Finding this out, I had to think there must have been a lot of space in the radio section on the B-29. Both the BC-348 and the ART-13 would take up a lot of space. The BC-348 covered a frequency range of 1.5 to 18 MHz, and the last models manufactured covered an additional frequency range of 200 to 500 KHz. The 1943 cost of one of these units was \$368.00, which was a huge sum of money in those days. The total production of this model was around 100,000 units. Wells Garner and Belmont Radio manufactured 80% of the BC-348 radios, while RCA and Stromberg Carlson manufactured the remaining 20%.

The Russians acquired some of the BC-348 radios through the lend-lease act, as some of the C-47 transport aircraft and Catalina Flying Boats we supplied them were equipped with the BC-348. This is where things get kind of interesting because, when the war ended and the Cold War started, the Russians could no longer get any additional BC-348 receivers. So, they decided to reverse engineer the BC-348 and make their own clone of this model. They manufactured an almost exact duplicate, calling it the YC-9, or US-9 in English. The US-9 was manufactured at two plants inside Russia: the Vefron Works and the Frunze Radio Works. The Russians must really have liked this receiver, as they manufactured 50,000 of these units' starting in 1948 and ceasing production in 1987.

Continued on page 13

THE VENERABLE BC-348 RECEIVER

CONT'D

By Dave KN4LEL and Bill, W1FMX

The original BC-348 had a dynamotor built inside the unit to convert the power needed to run it. In later models of the US-9, the Russians did this with the installation of a solid-state power inverter. The U.S. military finally phased out using the BC-348 receiver in their older aircraft in 1974. A lot of BC-348's hit the surplus market in the U.S. at that time.

I never forgot the fun I had using this old WW II receiver. It was truly a radio that was ahead of its time and had features that would still equal some of today's modern receivers. When I got a new ticket in 2018 (after being QRT for 44 years), I decided to get a BC-348 for the new shack I was assembling. This desire proved not to be so easy to fulfill.



Yes, there were still a lot of BC-348 receivers that could be found, but all the units I saw were in questionable condition. At most of the large Hamfests, you could find a half dozen or more BC-348 receivers, and eBay had many BC-348's listed every day, but no one seemed to have a working unit at a reasonable price. The BC-348 prices ranged from \$100.00 to \$500.00 for non-working units, while some of the restored working models were selling for \$1500.00 to \$2000.00 plus shipping. I thought it was a great receiver, but I was not going to purchase one at those prices.

I spent several years searching for a reasonably priced BC-348 that was in good working condition. In October 2023, the day finally came when I spotted a BC-348 receiver that was listed on eBay for a starting bid of \$140.00. It was listed as working well, with many internal upgrades added, such as the installation of an 8-ohm audio transformer (so that 8-ohm speakers or headsets could be used with it). In addition, the set had been gone through, and all out-of-tolerance components, such as resistors, were replaced. Also replaced were the electrolytic capacitors that were in the power supply that an earlier owner had built and installed inside the receiver.

It was common practice for Hams to remove the dynamotor installed when this unit was manufactured, and there was enough room inside the receiver when this was done to install a small power supply to run this unit on 110-volt AC household current. I looked at this listing and decided to throw in the minimum bid amount of \$140.00. At the time, it seemed to me that I would have no chance of winning this bid. I thought, "This restored BC-348 will go for a lot more money."

Continued on page 14

THE VENERABLE BC-348 RECEIVER

CONT'D

By Dave KN4LEL

The cost of parts and labor to get this unit working was far more than the minimum bid price. I forgot about my bid, having assumed that I was not going to win anyway. To my surprise, three days after the bidding closed, I got a message from eBay stating the owner wanted to be paid for this item. I actually won the bid.

When the receiver arrived, I was surprised to find out that the unit I had purchased was manufactured by Wells Garner, and it was a BC-348Q

model. This was the identical unit I was given by that old timer years earlier and had lost decades ago! Today, I use this BC-348 receiver often to listen to weather reports, as well as CHU Canada and WWV to check time and adjust my station clocks. I also use it to listen to some short-wave broadcasting and still enjoy using this old veteran

receiver as much as I did over 50 years ago!



Photo 3



Photo 4

Credits:

Photo One:
BC-348 by LuckyLouie / Wikimedia

Photo Two:
Russian US-9 by BrokenSphere /Wikimedia

Photo Three:
BC-348-Q Showing Dynamotor in Top Left Corner
by w5jgv.com

Photo Four:
Dave's BC-348-Q by Dave, KN4LEL

NEW ENGLAND QSO PARTY 2024

20 Hours, 68 Counties, the Chase is on!



May 4-5, 2024

*2000Z Saturday until 0500Z Sunday
(4pm EDT Saturday until 1am EDT Sunday)*

*1300Z Sunday until 2400Z Sunday
(9am EDT Sunday until 8pm EDT Sunday)*



The New England QSO Party on May 4th and 5th is a great time to check out antenna systems and offers a moderately paced opportunity to work new states and countries. You'll find a wide variety of participants, from newcomers to experienced contesters, all interested in making QSOs with New England stations.

Our goal is to get every one of the 68 counties in New England on the air, so we hope you will encourage your friends to join in the fun! Even if you can only join us for a couple of hours, we'd appreciate it! Will you be QRV? Let us know with a message to info@neqp.org

The New England QSO Party is 20 hours long overall, in two sections, with a civilized break for sleep on Saturday night. It runs from 4 pm Saturday until 1 am Sunday, then from 9 am Sunday until 8 pm on Sunday. Operate on CW, SSB, and/or digital modes on 80-40-20-15-10 meters. For each QSO, you'll give your callsign, a signal report, and your state or county. Top scorers can earn a plaque, and everyone who sends in a log with at least 25 QSOs will be sent a certificate. The goal is to work stations anywhere in the world, and their goal is to work New England stations, so you'll be very popular!

Last year, we received logs from 784 stations from around the country and the world.

There were 808 stations from New England on the air!

The full rules are here: <http://neqp.org/rules/>

The **2024 NEQP** will take place on **May 4th & 5th, 2024**. Please get on the air and make some QSOs, even if you don't want to send in a log!

Thanks!

73, Tom - K1KI
<https://neqp.org/>

NUTS AND VOLTS

ARRL & HCRA News, Odds & Ends, Plus Other News Worthy Items!

HCRA Field Day 2024 Chairman

Josué, KP4JLD, has volunteered to be the 2024 Field Day chairman, along with Alan, AB1XW, who will be guiding Josué along the way. Their goal is to put on the best Field Day possible, but this can only be accomplished one way: the club membership must fully get behind Josué and Alan by volunteering either all or part of the weekend of June 21st–23rd. Help is needed for all aspects of this Field Day. We need members to set up, tear down, operate, purchase, and cook the food and drink, plus everything in between! **Can you help your club? To learn more contact Josué, KP4JLD, at tipoacrata@gmail.com**

Visiting W1AW

W1AW is open to visitors from 8 am to 5 pm Eastern time, Monday through Friday, except holidays. Amateur radio operators may operate the station from 10 am to 3:45 pm Monday through Friday. Be sure to bring your current amateur radio license or a photocopy.

ARRL Headquarters and W1AW are closed on New Year's Day, Presidents' Day, Memorial Day, Independence Day, Labor Day, Veterans Day (when it falls on a weekday), Thanksgiving and the following Friday, and Christmas Day. For any additional questions please contact Jon Faasen, AA1EZ: 860-594-0387

NY Hams Provide Pumpkin Patrol

The Fort Herkimer Amateur Radio Association (FHARA), in cooperation with the New York State Police completed a two-night operation on October 30 and 31, 2023, to provide visual observations of overpasses on the New York State Thruway within Herkimer County. In the past, objects have been thrown off the overpasses onto unsuspecting vehicles. For many years, CB radio operators became the eyes of the NYSP. In 2023, FHARA staffed 14 locations and set up our disaster action response trailer at the Indian Castle Travel Plaza. We also informed them that there was a large group of ham operators watching out for them across the state. Thankfully, there were no reported incidents.

Start Your Field Day Planning

The 2024 ARRL Field Day is June 22 and 23 and is always one of the biggest operating events of the year. Many clubs across the country say that Field Day is their most popular event for a variety of reasons. Some clubs treat it as a contest (even though no one wins Field Day). It is a great chance to see what contesting is like with much less pressure. Some clubs make it a training event for emergency operations by setting up in a different location and trying to communicate with antennas using power that is temporary. **The best thing you can do is to volunteer for your club's Field Day!**

Western Massachusetts Section News: <https://wma.arrl.org>

ARRL New England Division: <https://nediv.arrl.org>

ARRL Western Massachusetts Section Manager - Raymond P. Lajoie, AA1SE - aa1se@arrl.org

To learn more about an ARRL membership, and how it can help you - <http://www.arrl.org/membership>

WANTED - TWO BOD POSITIONS FILLED

Two Board of Directors Positions Need to be Filled

WANTED

The HCRA needs a few members to volunteer and become a major part of your club's future. Take an active part in the future of your club by filling a seat on the Board of Directors. The positions below need to be filled by the next physical year.

Everyone has good ideas, and those ideas can benefit your club. Your club needs your help. Volunteer and try it. You might be surprised by how much you enjoy being on the board.

If you have questions about what each position involves please visit the following link to the HCRA by-laws at: <https://hcra.org/by-laws/>

The following Board of Directors positions need to be filled:

- Vice President
- Treasurer

If you would like more information or if you would like to take a position on the board please contact Larry, W1AST at hamop.w1ast@gmail.com

You know what they say... April snow, earthquake, and eclipse bring May flowers.

ANNUAL HCRA SHOW AND TELL

The April Meeting was a Fantastic Time For Everyone!

The annual HCRA Show & Tell was held at the April club meeting. It's always a big success and no surprise that many of the projects being shown were geared towards portable operations. This years Show & Tell was one of the clubs most popular events. Check out the photos on the following pages.



Smitty, KC1IKA, had another one of his fantastic builds that he does most every year!



He had a great build as he does most every year. You've got lots going on in this pic!



Bob, K1YO is the WMA lead on the RFI interference team. For info contact: k1yo@arrl.net or see page x



Bob has a case full of electronic tools he needs to hunt down RFI

Continued on page 19

ANNUAL HCRA SHOW AND TELL CONT'D

The April Meeting was a Fantastic Time For Everyone!



Howard, AC1MN, built a [Meshtastic Node](#) that allows for GPS position reporting on any node.



Howard's [Meshtastic Node](#) had a beautiful custom 3D printed case for his.



Jeff, NT1K, built his own [Meshtastic Node](#) that's in a custom metal case as that's his profession.




Alan, AB1XB, built a collapsible tape measure RDF yagi antenna. He'll be making a case for it next.

ANNUAL HCRA SHOW AND TELL CONT'D

The April Meeting was a Fantastic Time For Everyone!



AI, N1AW, came up with a clever way of connecting his QRP coax through a window screen.



AI passed the wire and alligator clips right through the screen. This won't work with metal screens.



Roger, AA1LY, had the most interesting RF probe. It's amazing how well it picked up anything!



Everyone was amazed at how Roger's probe picked everything up, even his Apple watch!

ANNUAL HCRA SHOW AND TELL CONT'D


The April Meeting was a Fantastic Time For Everyone!



Mike, KC1IZC, holds the GPS-enabled clock that he built during the HCRA kit build held last month.



As Mike describes his project, which looked fantastic, you can see his clock in the background.



Steve, KC1KEZ, shows off his well-built go box that he uses for portable op's like POTA/SOTA.



Steve talks about his go-box project, which was ready to go to the nearest park.

The April meeting's Show & Tell was one of the best yet, with nine participants in total. They will all get a surprise in the mail that will put a huge smile on their faces.

The guest speaker at the May 3rd club meetings is Mindy, KM1NDY, who is a POTA/SOTA operator from Boston. Mindy will be driving in from Boston to give her presentation, so let's get the meeting attendance up and welcome Mindy... HCRA style!


I DON'T QSL BECAUSE...

by Paul Kelliher, NFIG

Over the years, I have heard many excuses for why hams do not confirm their QSOs with a QSL card. Call me old fashioned, but I still get a kick out of getting a QSL, whether it's direct or through the bureau. Some hams QSL but only for DX contacts; others just for rare ones or ATNOs. I frequently hear reasons such as "it costs too much," which, in many instances and methods, can be true. However, if you want to send your card through the ARRL Outgoing Bureau and are a member of HCRA and the ARRL, there is no cost beyond ordering or making up some QSL's since the club picks up the complete cost of using the Outgoing Bureau as well as shipping your card to Newington, CT.

One of the often-mentioned excuses I hear is "I do not have time to fill out all the cards," or a variation of this excuse. Well, if that is you, this article will save you a substantial amount of time and money.

Many of you utilize the DXLabSuite of software since it is free, very robust, and extremely well supported. This article is based on the assumption that you use this software, but I am sure other logging software has similar capabilities. I will attempt to walk you through the setup and printing of QSL labels using DXLabs. You can also print return address labels and envelopes, but that is not the subject today. Trust me, once you get this set up and familiarize yourself with using this feature, it is going to save you substantial time and effort as compared to handwriting each card. No more writer's cramp or smudged cards!



Getting Started

I am basing these instructions on the use of 3-column, 30-label sheets per page, which can be purchased at Staples or, likely, any other office supply store. The ones I use are Staples 5160/8160 (1 inch by 2 5/8 inches) or Avery 8460 (same size). These are peel-off and stick-type labels. The instructions below on setup are based on these labels, but you could use different sizes and, of course, have to make appropriate modifications to your setup.

Setup – Step by Step (using DXLabs)

- 1) From the **Log QSOs** page click on **CONFIG** (lower right)
- 2) Once on the **CONFIG** page, click on the **LOG** tab
- 3) On the **Log** tab look for, and click on **QSL CONFIG** (lower left)
- 4) Once on **QSL CONFIG** click on **QSL Labels** tab
- 5) You should now see a page that looks like this:

Continued on page 23

I DON'T QSL BECAUSE...

CONT'D

by Paul Kelliher, NFIG

The screenshot shows the 'DXKeeper QSL Configuration' dialog box with the 'QSL Labels' tab selected. The dialog is divided into several sections:

- Single QSL Labels:** Label height (1.1), Label width (3.2), Include QSL Mgr in confirmation (checked), Include [buro] in confirmation (unchecked).
- 2-column QSL Labels:** Label model # (empty), Labels per column (10), Row 1 offset (0.5), Row height (1), Column 1 offset (0), Column 2 offset (4.125), Label width (3.875), Include QSL Mgr in confirmation (checked), Include [buro] in confirmation (unchecked).
- 3-column QSL Labels:** Label model # (5160), Labels per column (10), Row 1 offset (0.5), Row height (1), Column 1 offset (0.25), Column 2 offset (3.00), Column 3 offset (5.750), Label width (2.50), Include QSL Mgr & Pse/Tnx QSL (unchecked), Include [buro] (unchecked), print grid lines (checked).
- Units:** Inches (selected), Millimeters (unselected).
- Frequency:** Freq (selected), Band (unselected).
- Confirmation Font:** Arial Narrow, size 10, color black.
- Heading Font:** Arial Narrow, size 10, color black.
- Bottom Line Font:** Arial Narrow, size 10, color black.
- QSO Information Font:** Arial Narrow, size 10, color black.

A 'Help' button is located at the bottom right of the dialog.

If you use these settings (these are mine, so I know they work!) you will be able to print the labels on the 3-column, 30-page labels I mentioned above. The single and 2-column setups are the defaults. Since I do not use either, I am not certain if they work.) This is the trickiest part of the whole process since getting everything to fit on the label can be challenging (it was for me anyway). Using this 3-column setup, you can print up to **3 QSOs per label** (more if you use a smaller font), which is important if you, for example, have worked a DXpedition multiple times. Otherwise, a single QSO will print per label. The information for each QSO will be:

[Your Call] cfms a 2X QSO with [QSO Partner Call] (Top Row)

[date] [time] [freq] [mode] [RST] (next and subsequent lines)

Continued on page 24

I DON'T QSL BECAUSE...

CONT'D

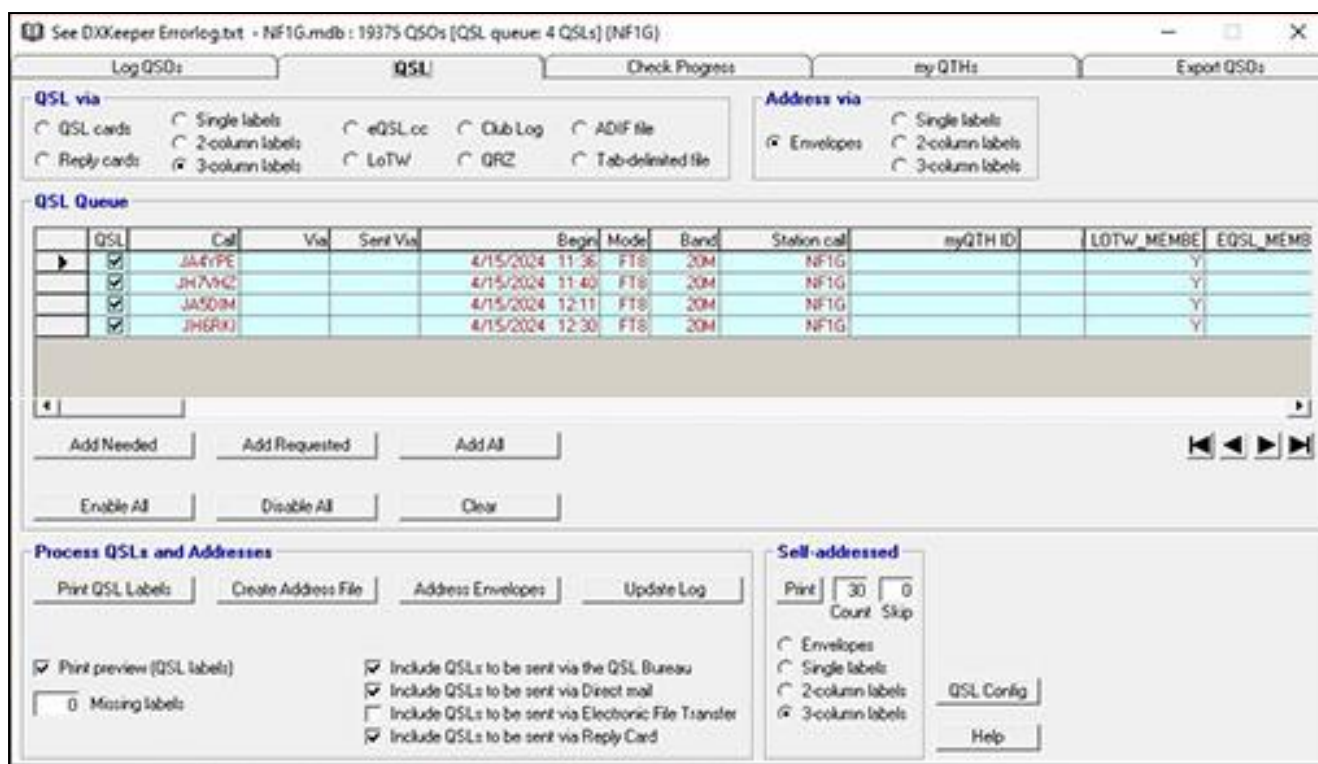
by Paul Kelliher, NFIG

Printing Labels

Now for the actual printing process.

- 1) Select the **QSL tab** of DXKeeper, then select **3-column labels** under the **QSL via** section (top left)
- 2) Now go to your log page, and from your log entries, **right-click** on the **QSO** you want to print a label
- 3) This produces a popup with several options, one which is **add entry to QSL Queue**, select that option. This will add that QSO and log data to the **QSL Tab** (QSL queue)

Here is an example of what you would see. I added 4 QSOs for this example. I suggest you limit each session to whatever number of remaining labels you have on your sheet (more on that in a minute) and use one sheet at a time.



Note that the “3-column labels” button is checked above and, now, look on the lower left. Note that I have the “Print preview (QSL labels)” checked, but more importantly, there is a “0” in the “Missing label” box. You can edit this number to indicate the number of remaining labels you have on the page you place in your printer. In other words, no waste! If you printed 12 labels, you would have 18 remaining, so save your sheet and enter 18 in that box the next time you print labels (but remember to limit yourself to 18 before using a new sheet and changing the number back to “0” for the new sheet).

Continued on page 25

I DON'T QSL BECAUSE...

CONT'D

by Paul Kelliher, NFIG

Here is what the **Print Preview** looks like for those QSOs I entered in the QSL Queue:

DXKeeper Print Preview

Next Print Left margin: .117 in Width: 8.267 in Sheet: 1 of 1 Top margin: .117 in Height: 10.767 in Copy to Clipboard

NF1G cfms a 2X QSO with JA4YPE				
Date	Time	Freq	Mode	RST
15-Apr-24	1136Z	14.075	FT8	-08

NF1G cfms a 2X QSO with JA5D1M				
Date	Time	Freq	Mode	RST
15-Apr-24	1211Z	14.075	FT8	-16

NF1G cfms a 2X QSO with JH6RKI				
Date	Time	Freq	Mode	RST
15-Apr-24	1230Z	14.075	FT8	-13

NF1G cfms a 2X QSO with JH7VHZ				
Date	Time	Freq	Mode	RST
15-Apr-24	1140Z	14.075	FT8	-10

Now click on the **“Print”** button, and your labels will print as shown in the preview above.

Another interesting item to note is that the labels print in **numeric-alpha order**, regardless of how you entered them in the QSL queue. This is handy since, if you are sending cards to the Outgoing Bureau, the ARRL requests that you presort your cards in this order to facilitate their sorting, again a time saver.

Here is what your finished product might look like:

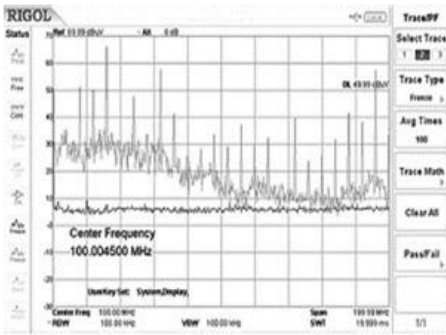
NF1G

Confirming QSO with: _____
Day _____ Month _____ Year _____
UTC: _____ MHz: _____
RST: _____ MODE: _____
Transceiver: _____
Power: _____ Watts
Antenna: _____
Pse QSL Trx QSL
Remarks: _____

NF1G cfms 2X QSOs with T44DX				
Date	Time	Freq	Mode	RST
22-Mar-24	1245Z	28.075	FT8	-07
23-Mar-24	1133Z	7.075	FT8	-12

73, Paul

Good luck with your next QSL project. For DXLab users, I just saved you a ton of time and effort!



Need Help With RF Interference Issues ?

If you have been experiencing RF interference there is a WMA resource available that's ready to assist you. Each section has established an RF interference investigative team that can help identify and possibly remedy your problem.

To initiate your request for help you can simply send an E-mail to k1yo@arrl.net with your contact information and a description of the problem and anything you may have already tried.

A member of the WMA RFI team will contact you with directions on how to initiate the formal request for assistance. This then may require several steps / tasks on your part which provide us with essential information to guide further investigative processes.

Additionally, helpful information can be found on our [RFI Troubleshooting Guide](https://nediv.arrl.org/rfi-troubleshooting-guide/) online at:
<https://nediv.arrl.org/rfi-troubleshooting-guide/>

We are ready to help - just give us a call !!

Vy 73,

Your WMA RFI Team

Greg WA1JXR Barry W1HFN Najm AB1ZA
Bob K1YO (Team Lead)

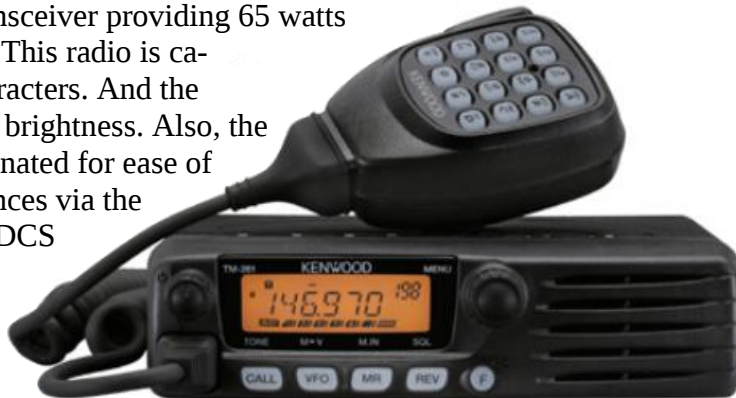
ZERO BEAT CLASSIFIEDS

Items For Sale, Trade or Wanted

FOR SALE!


Kenwood TM-281A and Alinco DJ-MD5TGP DMR/FM For Sale

Kenwood TM-281A is a 2-meter FM mobile transceiver providing 65 watts of power. 200 **multi-parameter** memory channels. This radio is capable of displaying up to 6 large alpha-numeric characters. And the vivid amber display may be adjusted to 32 levels of brightness. Also, the front panel and microphone keypads are both illuminated for ease of use. Many functions can be tailored to your preferences via the easy-to-use menu. Built-in continuous CTCSS and DCS rejects unwanted signals. This radio has **NOAA** weather channels built-in with automatic alert tone (1050 Hz) detection. Multiple scan methods are available. Other functions include 1750 Tone Burst, power-on message, reverse function, key lock, channel display mode, busy channel lock-out, and direct frequency entry. The menu allows for easy control and selection of various functions. The 281A is narrow-band and FM ready. The TM-281A is tough enough for off-road assignments, and the front firing speaker makes it a good ham shack radio too. It's in very good condition, with very little use. Includes box, manual, mounting bracket, and microphone. **Price: \$90**



Alinco DJ-MD5TGP DMR and FM HT: covers both 136-174 and 400-480 MHz. It supports operation in traditional analog FM mode as well as DMR digital mode. Output power may be selected at 5, 2.5, 1, or 0.2 watts. This high-capacity radio supports 4000 channels, 250 zones (up to 250 channels per zone), and 250 scan lists. And the sound quality is great due to digital error-correction technology that rejects noise and static. It provides consistent audio quality throughout the coverage area, even in challenging low-lying areas. It utilizes DVSI's AMBE+2 vocoder, which further improves speech communication. The receiver section employs a direct conversion design. The large, full-color display can show DMR ID, call sign, name, and location. All this, combined with a 1-watt audio output, ensures louder and crisper voice communication. 2.32 x 4.65" x 1.57" and weighs only 9 oz.

DJ-MD5T includes: EBP-88 Li-Ion Battery Pack (7.4 V 1700mAh), EDC-189A Drop-In Charger Stand, EDC-191T 120 VAC Adapter, EA-228 SMA-J (rev.) Antenna, EBC-34 Belt Clip, ERW-21 USB PC Interface Cable, hand strap, and manual. This is the enhanced GPS version. This is in very good condition and includes the box, manual, desk charger, and duck antenna. Micro USB is programmable. This fits nicely in your hand, as it is a compact size and also easily fits in your pocket. **Price: \$85**



For either rig contact,

Larry, W1AST
hamop.w1ast@gmail.com

Continued on page 28



Items For Sale, Trade or Wanted

Tower, Rotor and Yagi for Sale in Chicopee, MA. by Pete, KC1RY



Complete crank up tower assy with tribander yagi, rotator, all located in Chicopee, MA. Being sold by Pete Kandilakis, KC1RY. Asking \$500

For complete details about tower, tribander and rotator contact Pete at pkrypto@ymail.com



Continued on page 29



Items For Sale, Trade or Wanted

Radios For Sale - Dave, WM1B, in East Longmeadow, MA.

- Kenwood HF/MHZ TS-590 All Mode 100 w Transceiver - \$500
- ICOM IC-208 VHF/UHF FM Transceiver - \$150
- Realistic 10-meter SSB/CW Transceiver Model HTX-100 - \$75

Interested? Questions? Contact: Dave Fant, WM1B at info below

Email - dfant19508@aol.com

Phone - 484-529-0090 (cell) or 413-525-3022

Xeigu X6100 For Sale w/Accessories by Howard, AC1MN

Xeigu X6100 w/protective case, AM filter, PD 12V power cord, and power cord with power poles
Stock Microphone, Up-to-date firmware, and extra SD card with Russian alternative firmware

\$500 - Contact Howard, AC1MN, ac1mn@hotmail.com

Zero Beat Classified Submissions

If club members have something that you would like to sell, trade or even anything that you have been searching for you can list it right here in the Zero Beat Classifieds section!

To submit anything in the classifieds simply send an email to kd1ku@arrl.net with a few photos of the item(s) for sale or wanted and include a brief description including a way to contact you (phone number or email) and an asking price as well. -[Editor]-

SPECIAL SERVICES CLUB

HCRA has Our Status Renewed as a Special Services Club



What is a Special Service Club?


A club that exists to go above and beyond for their communities and for Amateur Radio is what defines a Special Service Club (SSC). They are the leaders in their Amateur Radio communities who provide active training classes, publicity programs and actively pursue technical projects and operating activities.

Special Service Club (SSC)

Exceptional clubs who qualify for Special Service Club status receive the following additional benefits:

- Special recognition in QST as they renew or become SSCs
- Eligibility to appoint local Awards Managers
- New ham development and training & public relations
- Emergency communications & school club support
- Technical advancement & annual reports


HCRA's status as a Special Service Club lasts for 2 years and can be renewed by the Affiliated Club Coordinator.



© 2022 Jason Togyer • jtogyer@gmail.com • CQ Amateur Radio Magazine



Mark Parisi@aol.com 7-9 ©2009 MARK PARISI DIST. BY UFS INC.



© John McPherson/Distributed by Universal Uclick via CartoonStock.com

"Now, this is critical: Here we see the patient's wallet, and a closer look reveals an expired insurance card."



Clublog update: Clublog can be accessed at <https://clublog.org/league.php> Signup is free, and there are a number of ways to lookup information. Give it a try, who knows... you just might like it!

This is the latest HCRA Clublog for 2024 - you can see who has been on the air hot and heavy this year!
HCRA Clublog information last updated on April 29th 2024



<input checked="" type="radio"/> No Mode Filter	<input type="radio"/> CW	<input type="radio"/> Phone	<input type="radio"/> Data
<input checked="" type="radio"/> Rank by DXCCs	<input type="radio"/> Rank by slots	Rank by band: Totals ▼	
<input checked="" type="checkbox"/> 160M <input checked="" type="checkbox"/> 80M <input checked="" type="checkbox"/> 60M <input checked="" type="checkbox"/> 40M <input checked="" type="checkbox"/> 30M <input checked="" type="checkbox"/> 20M <input checked="" type="checkbox"/> 17M <input checked="" type="checkbox"/> 15M <input checked="" type="checkbox"/> 12M <input checked="" type="checkbox"/> 10M <input checked="" type="checkbox"/> 6M			
<input checked="" type="radio"/> Current entities	<input type="radio"/> Current and deleted	<input checked="" type="radio"/> Worked	<input type="radio"/> Confirmed
<input type="radio"/> No Date Filter	<input checked="" type="radio"/> 2024	<input type="radio"/> 2023	<input type="radio"/> Last 12 months

League for HCRA - Hampden County Radio Association

Rank	Callsign	160	80	60	40	30	20	17	15	12	10	6	DXCC ▼	Slots	Range
1	W1RM+1	3	36	0	113	31	135	31	147	40	160	0	228	696	61 yrs
2	KX1X	3	71	0	112	104	130	106	153	133	152	0	212	964	27 yrs
3	NF1G	15	7	0	24	40	85	33	120	86	134	1	206	545	40 yrs
4	W1PY+1	0	45	0	87	0	127	1	143	1	147	0	180	551	14 yrs
5	KK1W+1	14	49	0	65	9	66	17	55	16	78	1	155	370	48 yrs
6	K1NZ+2 ★	3	17	14	28	80	51	65	88	76	77	0	147	499	13 yrs
7	NE1C	23	29	0	60	21	78	0	112	0	96	0	128	419	22 yrs
8	N1FTP	0	3	0	23	8	60	8	64	20	95	1	114	282	16 yrs
9	W1AST+1	1	5	0	24	9	48	23	35	8	34	0	100	187	15 yrs
10	NT1K+2	0	3	0	5	3	43	1	18	0	20	0	62	93	14 yrs
		160	80	60	40	30	20	17	15	12	10	6			
11	K1VOI	6	14	0	25	25	19	3	9	9	11	0	59	121	23 yrs
12	W1JA+1 ★	0	5	0	3	15	2	8	10	33	4	0	59	80	55 yrs
13	KD1KU	0	0	0	5	0	18	1	5	0	15	0	35	44	6 yrs
14	WY1G	1	1	0	8	0	14	1	4	6	10	0	33	45	43 yrs
15	WD1S	0	0	0	6	0	6	0	7	0	4	0	14	23	12 yrs
16	N1JIE	1	1	0	3	1	4	1	2	1	2	1	8	17	7 yrs
17	AB1XW+1	0	0	0	1	0	3	0	1	0	0	0	3	5	12 yrs

If you have never used Clublog, need a refresher, or simply have the desire to learn as much as possible about Clublog or most anything else, go to the [HCRA YouTube Channel](#) and learn. All meetings are recorded and posted on hcra.org plus video links are listed in Zero Beat. The link to the April 2021 meeting where Clublog was the topic of our guest speaker is listed below.
<https://www.youtube.com/watch?v=qj2lKcQRNbE&t=1s>


ARRL CLUB COMMISSION PROGRAM

Join or Renew your ARRL Membership through the HCRA!

The HCRA now earns a **\$20 commission** for each **NEW** ARRL member we recruit and **\$5** for each **renewing member**. Download the form, fill it out completely including payment, and mail it to **Hampden County Radio Association, P.O. Box 562, Agawam, MA. 01001**

Be sure to send it to the HCRA P.O. Box above and **NOT** directly to the ARRL

<https://www.arrl.org/files/file/Membership/Club%20Commission/ARRL%20Membership%20Application%20CLUB%20rev%20Jan%202024.pdf>



ARRL
The National Association for
Amateur Radio®

Membership Application

New Renew Previous Member Unlicensed

Name _____ Call Sign _____

Address _____

City _____ State _____ ZIP _____

Email _____ Phone _____

Date of Birth ____ / ____ / ____

My Family Member is Joining or Renewing: (\$12 per member)

Name _____ Call Sign _____

Name _____ Call Sign _____

Please note my new address I do not want my name and address made available for non-ARRL related mailings

Your Annual Membership Dues*

Circle Your Choice (rates effective Jan. 1, 2024)

	1 Year	3 Years
Standard membership	\$59	\$174
Family (same membership exp. date and address)	\$12	\$36
Student (must be under age 26)	\$30	
Blind (requires one-time statement of legal blindness)	\$12	\$36

Member Benefits

Your membership supports benefits, services, and programs that keep you active and on the air.

Membership Includes:

- Access to four digital magazines and archives (*QST*, *On the Air*, *QEX*, & *NCJ*)
- Unlimited courses through the ARRL Learning Center (learn.arrl.org)
- Logbook of The World®, contests, and award programs

...and more!

*A print subscription for *QST* and/or *On the Air* requires an ARRL membership. Dues and subscription rates are subject to change without notice and are non-refundable

Add-on ARRL Subscriptions

QST, ARRL's membership journal for active radio amateurs.
 1 Year \$25* 3 Years \$75*

On the Air, For beginner-to-intermediate-level radio amateurs.
 1 Year \$25* 3 Years \$75*

Payment Information

\$ _____ Total Charge to: Visa MasterCard AmEx Discover Check Enclosed

Card Number _____ Expiration Date _____

Card Holder's Signature _____

Toll Free (US) 1-888-277-5289 or 860-594-0200 • ARRL, 225 Main St., Newington, CT 06111-1400
membership@arrl.org • www.arrl.org/join

DOTS & DASHES THINGS THAT DON'T FIT ANYPLACE ELSE!

Groups.io & hcra.org

The groups.io registration tutorial can be found on the HCRA website as a pdf “how to” file. With over 92 registered members most are ready to go. Any future members that wish to join groups.io can click on the link below or simply go to <https://hcra.org/> and look for a link under **Membership Information**. One last note, everyone is in moderated status until you make your first post.

Get started by clicking on the following link: <https://groups.io/g/hcra>

May Meeting Guest Speaker

One of the hottest activities in amateur radio is the SOTA and POTA activators and hunters! At our next club meeting, we will have one of the most active POTA ops driving in from the Boston area.

Mindy, KM1NDY, will be live and in-person at our May 3rd regular club meeting, discussing all of her escapades in and about all of her adventures in the POTA and SOTA worlds.

Mindy has been very active in these ham activities sharing all of her experiences, do NOT miss it!

Contests and Special Event Stations

ARRL Contest Search - <http://www.arrl.org/contest-calendar>

New England QSO Party | May 4th & 5th, 2000z Sat till 0500z Sun & 1300z Sun till 2400z Sunday

For complete info go to: <https://neqp.org> and rules: <https://neqp.org/rules/>

10 -10 International Spring Contest, CW | May 4, 0001z to 2359z, May 5 | 10 Meters only

For rules and info: <http://www.ten-ten.org/index.php/activity/2013-07-22-20-26-48/qso-party-rules>

Special Event Station Search - <http://www.arrl.org/special-event-stations>

National Police Week SES | May 12-18, 0001z-2359z | K3FBI/0-9 | All Bands & Modes

For complete info and rules visit: <https://www.qrz.com/db/K3FBI> or email k3fbi@arrl.net

HCRA Member Outgoing QSL Service

QSL's will be sent to the ARRL Outgoing QSL Bureau quarterly on the following approximate dates

April 15th, June 15th, Sept 15th, and Jan 15th, 2025

Go to <https://hcra.org/dx-qsl/> for complete information

or Contact Paul, NFIG at paulkelliher@comcast.net





HCRA STUFF

HCRA is an ARRL Special Service Club



QSL Cards to be Sent to the Bureau

In the April issue the outgoing QSL cards set a date to remind members, who are also members of the ARRL, and who wish to send their DX cards through the ARRL's Outgoing QSL Service. The submission form and instructions are in the link below and QSL cards can be dropped off at our regular meetings to Paul, NF1G whose contact info is on the form. **Click the link below or see page 22 for detailed instructions on printing what is needed to send these to Paul.**

To download the form go to: <https://hcra.org/files/DX%20QSL%20Submission%20Form.pdf>

Josué, KP4JLD, Field Day 2024 Chair

Josué, KP4JLD, is your 2024 Field Day Chairman! Josué, who is taking on a big responsibility with the help of Alan, AB1XW. Josué needs your help as he needs club members to volunteer their time with everything from planning the event, set-up and teardown, food, publicity, and so much more!

If you can help in anyway please contact Josué, KP4JLD at tipoacrata@gmail.com

Join Brown Baggers for Lunch

For the benefit of every HCRA member, Brown Baggers is a friendly lunch get-together that happens on the 1st and 3rd Wednesdays of each month. It's held at the [Munich Haus Restaurant](#) in Chicopee Center at 12pm (noon), located on 13 Center St. Chicopee, MA, across from City Hall, or click the link above for directions. **Enjoy lunch, conversation, and camaraderie with your fellow hams!**

Membership Memorial Page

All members have the opportunity to honor club members SK's on the new memorial page on hcra.org. This can be done easily by sending the SK member's name and callsign along with any text, stories, and photos. Send them to our webmasters, Vanessa, W1IRL, or Alan, AB1XW at the email address's below:

Vanessa, W1IRL, at webmaster@hcra.org or **Alan, AB1XW**, at alan.dove@gmail.com

Please check-out the HCRA You Tube Channel and while you're there don't forget to click subscribe! I hope that many members are working on their short video's for the club's You Tube channel. For more info see the April issue of Zero Beat. The YouTube Channel link is below.

For Sale Items

There's a classified ad section that is for HCRA members. Members who have a need, something to sell, or even a trade.

Send item description and photo(s) to:
kd1ku@yahoo.com

HCRA Social Media Links

Groups.io: <https://groups.io/g/hcra>

You Tube: <https://www.youtube.com/HampdenCountyRA>

Facebook: <https://www.facebook.com/groups/HampdenCountyRA>

Local Nets & Happenings

Sundays: 8:45 am Western MA. VHF Emergency Net on 146.94, PL 127.3 W1TOM/R

Sundays: 9:15 am Western MA. UHF Emergency Net on 443.200, PL 127.3 W1TOM/R

1st Monday: 6:45 pm, MEMA RACES Drill, 146.49 Simplex and 3.930 LSB

Mondays: 7 pm, RACES Drill, 146.910, Mt. Greylock

Mondays: 7 pm, HCRA 10 Meter Net on 28.375, New topic every week. Have a topic to suggest? Contact kd1ku@yahoo.com

Tuesdays: 7:30 pm, 146.94, PL 127.3 - Hampshire County Emergency Net

Tuesdays: 8 pm, ARES Emergency Net, on 146.985, PL 136.5

Wednesdays: 7:30 pm, MTARA Info Net on 146.94, PL 127.3

Wednesdays: MTARA Swap net: 146.94, Following Info Net

Wednesdays: N1RLX Simplex Net, Check-In's on 146.94 then QSY to 146.42 Simplex immediately following the swap net

Wednesdays: 9 am, FCARC Experimental Net, 28.354 MHz

Thursdays: 8 pm, FCARC Information Net, 146.985 - 136.5

Join or Renew Your ARRL Membership!

ARRL members enjoy:

- QST Magazine
- Members-Only Web Services
- Technical Information Service
- Member Discounts
- Outgoing QSL Service
- Continuing Education
- ARRL as an Advocate
- Regulatory Information Branch
- Public Relations for Amateur Radio
- ARRL Field Organization
- ARRL-sponsored contests
- Operating Awards
- Amateur Radio Emergency Service
- Hamfests and Conventions
- Volunteer Examiner Coordinator Program
<http://www.arrl.org/membership>



Club Meetings and VE Sessions

1st Friday of the month at 7:30 pm HCRA Meeting.

In-Person meetings began in Sept. of 2022. Meetings start with a meet & greet at 7 pm followed by the regular meeting at 7:30pm sharp. <http://www.hcra.org/>

2nd Monday of the month at 7 pm, FCARC meeting.

1 Aviation Way, Turners Falls, MA. (airport). Social Hour 6-7 pm, meeting at 7 pm. <http://www.fcarc.org/>

2nd Saturday prior to FCARC meeting. 8 am Breakfast at

Denny's Pantry, 496 Bernardston Rd. Greenfield, MA. Brad Councilman bc@councilman.com

3rd Friday of the month, MTARA Meeting, 7 pm, Castle

Of Knights, 1599 Memorial Drive, Chicopee, MA, 01020 <https://mtara.org/>

4th Friday of the month, The Western Mass VE Team (WMVET) VE sessions at the Holyoke Hospital Auxiliary

Room beginning January 27th and every 4th Friday at 6pm to perform VE exams. E-mail Dave, W1FAB wa1dc@yahoo.com. Call or text 413-575-2950. Need directions? <http://www.hcra.org/meeting-location/>

President - Larry Krainson, W1AST
hamop.w1ast@gmail.com

Vice-President - Ez Morales, W1AEZ
ez.w1aez@gmail.com

Treasurer - George Collins, KC1V
hcra.kc1v@gmail.com

Secretary - Paul Kelliher, NF1G
paukelliher@comcast.net

Programs - Gary Thomas, AA1UE
aa1ue@amsat.org

Membership - Steve Rodowicz, N1SR
n1sr413@gmail.com

Technical - Bob Jeffway, WA1OJN
wa1ojn@jeffway.com

At Large - Josué Lugo Delgado, KP4JLD
tipocrata@gmail.com

Zero Beat Newsletter - Ken Dion, KD1KU
kd1ku@yahoo.com

Website - Vanessa Oquendo, W1IRL
Alan Dove, AB1XW
webmaster@hcra.org

W1NY trustee, Paul, NF1G
paukelliher@comcast.net

WB1Z trustee, Vanessa, W1IRL
webmaster@hcra.org



**Here is your fabulous next
issue of Zero Beat!**

Our 76th Year as an ARRL Affiliated Club

**Hampden County Radio Association
P.O. Box 562
Agawam, MA 01030-0562**